

INVESTIGATION OF AIR PERMEABILITY AND MOISTURE MANAGEMENT PROPERTIES OF THE COMMERCIAL SINGLE JERSEY AND RIB KNITTED FABRICS

TİCARİ SÜPREM VE RİBANA ÖRME KUMAŞLARIN HAVA GEÇİRGENLİĞİ VE NEM YÖNETİMİ ÖZELLİKLERİNİN ARAŞTIRILMASI

Figen SELLİ^{1*}, Yıldırım TURHAN²

¹*Department of Textile Engineering, Dokuz Eylül University, Izmir, Turkey*

²*Department of Textile Technologies, Faculty of Textile Engineering, Pamukkale University, Denizli, Turkey*

Received: 10.03.2015

Accepted: 30.11. 2016

ABSTRACT

The aim of the study was to determine the effects of knitting type, yarn count and mass of commercially knitted fabrics on comfort parameters including air permeability and moisture management. For this purpose, comfort properties of 100% cotton single jersey, 1x1 and 2x1 rib fabrics were determined. Air permeability and moisture management properties were measured by using TexTest FX3300-III air permeability tester instrument and SDL Atlas MMT Moisture Management Tester, respectively. The results indicated that commercial knitted fabrics' air permeability decreased unproportional to the mass of fabrics. Rib fabrics had higher air permeability values compared to single jersey fabrics. Furthermore, 30/1 single jersey and rib fabrics' moisture management properties decreased as the fabrics' mass increased. The results also indicated that wetting time and absorption rate increases as the single jersey fabrics' mass increases.

Keywords: Air permeability, clothing comfort, commercially knitted fabric, fabric mass, moisture management, yarn count.

ÖZET

Bu çalışmanın amacı, örgü yapısı, iplik numarası ve gramajın ticari örme kumaşların konfor özelliklerine etkisinin araştırılmasıdır. Bu amaçla % 100 pamuk süprem, 1x1 ribana ve 2x1 ribana kumaşlar araştırılmıştır. Hava geçirgenliği ve nem yönetimi özellikleri sırasıyla TexTest FX3300-III hava geçirgenliği ölçüm cihazı ve SDL Atlas MMT nem yönetimi ölçüm cihazı kullanılarak yapılmıştır. Çalışma sonuçlarına göre ticari kumaşların hava geçirgenliği değerleri gramaj arttıkça düşecek şeklindedir. Örgüler karşılaştırıldığında rib örgülü kumaşların hava geçirgenliğinin süprem örgülü kumaşların hava geçirgenliğine göre daha yüksek olduğu görülmektedir. Bunun yanı sıra, 30/1 süprem ve rib örgülü kumaşların nem iletim özellikleri artan gramaj ile düşecek şeklindedir. Çalışma sonuçları aynı zamanda süprem kumaşların gramaj değeri arttıkça, ıslanma zamanı ve absorpsiyon oranının da arttığını göstermektedir.

Anahtar Kelimeler: Hava geçirgenliği, giysi konforu, ticari örme kumaş, kumaş gramajı, nem yönetimi, iplik numarası.

Corresponding Author: Figen Selli, figenselli@gmail.com

1. INTRODUCTION

Comfort properties of fabrics are mainly affected by fabrics' raw material and mass, heat and moisture transfer characteristics, and tactile sensations. Environmental factors such as air temperature, velocity, and relative humidity, radiant temperature also alter fabrics' comfort. Clothing comfort is classified into three categories: psychological, physiological (sensorial) and thermophysiological (thermal) comfort. The thermophysiological comfort, which includes the subject of this research, depends on thermal, moisture and air permeability properties (1).

Air permeability is defined as "vertical air flow rate through a test subject" by Turkish Standards Institute (2). It is especially critical for the performance of functional textile products such as industrial filters, tents, sails, parachutes, airbags, raincoat fabrics and outdoor clothing (3). Fabrics with low air permeability are preferred for outdoor clothing in order to enable protection against the wind (4). Air permeability is also directly associated with other comfort parameters such as thermal resistance and moisture permeation. An air permeable fabric also allows the transition of liquid and vapor. Furthermore, thermal

resistance is related with the air trapped between the skin and the clothing. Knitted fabrics are preferred for human clothing as they are more air permeable than woven fabrics (5-6). Therefore, determination of air permeability of knitted fabrics is important for the textile industry.

Moisture management property of fabrics has a great impact on thermo-physiological balance and comfort of the body (7-8). A fabric with good moisture management allows transmission of perspiration (9). Fabric mass and structure, fiber type, yarn count and yarn twist coefficient, as well as finishing processes, determine the fabric's moisture management capacity (10-13). Liquid permeability of fabrics is defined by two parameters, wetting and wicking (14-15). Wetting is defined as the displacement of fiber-air interface with the fiber-liquid interface. Wicking is spontaneous liquid flow through porous fabrics via capillary forces. Wetting leads to capillary forces that consequently results in wicking (16). Water repellent fabrics are produced by coating of fabric with hydrophobic layers during finishing processes. They are especially used in the production of outdoor clothing, furniture, and mattress pads. On the other hand, liquid absorbing materials are preferred for diapers.

Fabrics knitted with basic weft-knitted structures such as single-jersey and rib are produced for large scale of products such as infant/baby clothing, underwear and technical outdoor products (17). Mavruz et al., have previously determined air permeability of single jersey and rib knitted fabrics with different yarn counts. They showed that single jersey fabrics have better air permeability values than rib fabrics (18). In addition, moisture management properties of knitted fabrics have been previously studied by Ozdil et al. For single jersey fabrics moisture management properties including maximum absorption rate, spreading speed and maximum wetted radius have been shown to increase proportional to yarn count (19). According to OMMC values, all single jersey fabrics with yarn count Ne 20, 30, 40 have been found in the same category 'good'. We proposed that thermophysiological comfort parameters of commercially available knitted fabrics alter depending on the fabric structure and yarn count. For this purpose, air permeability and moisture management properties of

commercially knitted fabrics with different structures and yarn counts were determined.

2. MATERIALS AND METHODS

2.1. Fabrics' properties

Single jersey and rib fabrics are used for outerwear, activewear, underwear and etc. Fabrics used in this study were selected due to common commercial use in textile industry. All fabrics were knitted with using 100% combed cotton (Co) ring yarn in Deniz Textile Company (Denizli, Turkey). The knitting process of the single jersey fabrics was performed on a 28 gauge and 30" diameter Keumyong circular knitting machine. Other samples were produced on an 18 gauge and 34" diameter Keumyong circular knitting machine. Before measurements, all the fabrics were washed in accordance with manufacturer's guidelines (detergent and temperature) to remove silicone-based softener. Methods and standards which were used to determine fabrics' properties are given in **Table 1**.

Course and wale density were determined by counting the number of courses and wales per centimeter according to TS EN 14971. Wales per cm; the number of visible loops per unit length (cm) measured along a course. Courses per cm; the number of visible loops per unit length (cm) measured along a wale Loop length was determined in accordance with the standard TS EN 14970. Tightness factor of the fabrics was determined using the **Equation 1** where T is the yarn count in tex and l is loop length in mm. The fabrics' properties and air permeability values were given in **Table 2**.

$$\text{Equation 1} \quad \text{Tightness Factor} = \sqrt{T/l}$$

Table 1. Methods and Standards

| Methods | Standards |
|---------------------|----------------|
| Wale count | TS EN 14971 |
| Course count | TS EN 14971 |
| Loop Length | TS EN 14970 |
| Air Permeability | EN ISO 9237 |
| Moisture Management | AATCC 195-2009 |

Table 2. Fabrics' properties and air permeability values.

| Structure | Yarn count (Ne) | Mass (g/m ²) | Course count per cm | Wale count per cm | Loop Length (mm) | Tightness Factor TF | Air Permeability (mm/s) |
|---------------|-----------------|--------------------------|---------------------|-------------------|------------------|---------------------|-------------------------|
| Single jersey | 24/1 (24.6 tex) | 144 | 18.3 | 15.3 | 0.2646 | 18.74 | 741 |
| | | 155 | 18 | 14.3 | 0.2756 | 17.99 | 709 |
| | | 175 | 19.7 | 14.3 | 0.2792 | 17.76 | 406 |
| | 30/1 (19.7 tex) | 129 | 16.7 | 14.7 | 0.2800 | 15.85 | 802 |
| | | 140 | 18.3 | 15.3 | 0.2534 | 17.51 | 556 |
| | | 152 | 19.3 | 15 | 0.2632 | 16.86 | 433 |
| 1x1 Rib | 30/1 (19.7 tex) | 163 | 17.3 | 14 | 0.2790 | 15.90 | 305 |
| | | 174 | 16 | 21.7 | 0.2744 | 16.17 | 986 |
| | | 184 | 17.3 | 20 | 0.2842 | 15.61 | 710 |
| 2x1 Rib | 30/1 (19.7 tex) | 195 | 17 | 21.3 | 0.3046 | 14.57 | 633 |
| | | 170 | 17 | 15 | 0.3946 | 11.24 | 1125 |
| | | 183 | 17 | 15.8 | 0.3890 | 11.40 | 980 |
| | | 196 | 17 | 16.3 | 0.3694 | 12.01 | 860 |
| | | 216 | 17.7 | 18.3 | 0.3274 | 13.55 | 550 |

2.2. Air permeability

Air permeability of the fabrics was measured based on EN ISO 9237 standard by using FX3300-III (TEXTTEST AG) at 20 ± 2 °C and 65 ± 2 % humidity. The instrument was calibrated before the experiments using calibration check plate. Pre-conditioning of all fabrics were carried out in a conditioning room at 65 ± 2 % relative humidity and 20 ± 2 °C for 24 hours. Measurements were performed by application under 100 Pa air pressure per 20 cm² fabric surface. Averages of measurements from 10 different areas of fabrics were calculated. Results were expressed as "mm/sec".

2.3. Moisture management

Moisture management of fabrics measured based on AATCC 195-2009 standards by using Moisture Management Tester (MMT, SDL Atlas) instrument that consists of upper and lower concentric moisture sensors. All fabrics were washed in accordance with the standards and cut diagonally into 5 different specimens (8x8 cm) across the width of a sample. Samples were conditioned at 65 ± 2 % relative humidity and 21 ± 1 °C for 24 hours in accordance with ASTM D 1776 standards. Standard test solution (%0.9 sodium chloride that mimics human sweat) was applied onto the fabric surface that will be in contact with skin. Results were expressed as wetting time (sec), absorption rate (%/sec), spreading speed (mm/min), maximum wetted radius (mm) for the top and bottom surfaces. In addition, overall (liquid) moisture management capability (OMMC) of the fabrics was calculated. *Wetting time* is the time in seconds when the top and bottom surfaces of the specimen begin to be wetted after the test is started. *Absorption rate* is the average speed of liquid moisture absorption for the top and bottom surfaces of the specimen during the initial change of water content during a test. *Spreading speed* is the accumulated rate of the surface wetting from the centre of the specimen where the test solution is dropped to the maximum wetted radius. *Maximum wetted radius* is the greatest ring radius measured on the top and bottom surfaces. *Overall (liquid) moisture management capability (OMMC)* is an index of the overall capability of a fabric to transport liquid moisture as calculated by combining three measured attributes of performance: the liquid moisture absorption rate on the bottom surface, the one-way liquid transport capability, and the maximum liquid moisture spreading speed on the bottom surface.

2.4. Statistical Analysis

Graphics were produced by using GraphPad Prism5. The results were given as mean \pm standard error of the mean. "n" represents the number of samples used. Statistical significance was evaluated using Student's *t*-test. $p < 0.05$ was considered significant. Statistical analysis can be seen on the Figures. Statistical significance between two groups was evaluated using parametric student *t*-test. This test is chosen based on the assumption that population has normal distribution when each data is independent, not paired.

3. RESULTS AND DISCUSSION

In our study, we determined two comfort parameters, air permeability and moisture management of commercially

knitted fabrics that commonly used for outerwear, activewear and underwear. Air permeability and moisture management of single jersey and rib knitted fabrics' with different yarn counts and masses were studied.

3.1. Air permeability

Air permeability affects the wind resistance, water vapor permeability, and filtering properties of clothing. The air permeability properties of knitted single jersey fabrics used in our study were given in **Figure 1**. Air permeability of single jersey fabrics significantly increased proportionally to the yarn count ($p < 0.01$, $n=10$) in accordance with previous reports (18;20). Single jersey fabrics have a more porous structure as the yarn count increases. In addition, the air permeability of single jersey fabrics knitted with a particular yarn count significantly decreased as the mass increased ($p < 0.01$, $n=10$).

Air permeability results of rib (1x1 and 2x1) fabrics used in our study were given in **Figure 2**. Air permeability of both 1x1 and 2x1 rib fabrics knitted with different yarn counts were significantly ($p < 0.01$, $n=10$) decreased proportionally to the mass. 2x1 rib fabric knitted with Ne 30/1 and had a mass of 170 g/m² was the most air-permeable sample among all fabrics.

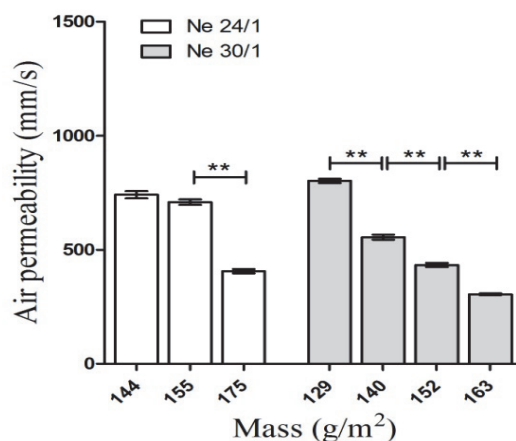


Figure 1. Air permeability of single jersey fabrics (** $p < 0.01$, $n=10$).

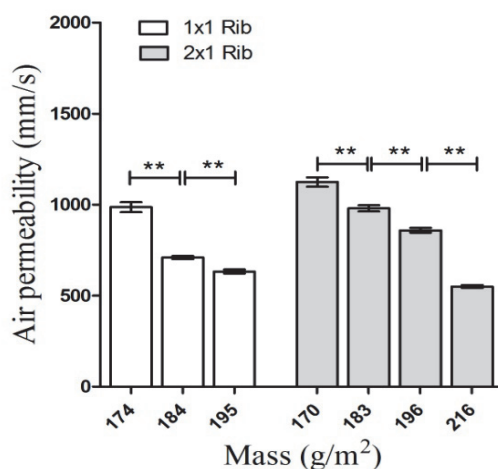


Figure 2. Air permeability of rib fabrics (** $p < 0.01$, $n=10$).

3.2. Moisture management

Fabrics' moisture management properties influence the human perception of moisture sensations significantly. In our study, MMT instrument was used to determine the moisture management properties of single jersey and rib fabrics. Previously, the moisture management properties determined using MMT instrument were compared with subjective moisture sensations (21). It was concluded that subjective moisture perceptions such as clammy and damp correlate with MMT measurements.

The wetting time values of the top and the bottom surfaces of the fabrics were given in **Figure 3**. The wetting time of all fabrics' bottom surfaces was similar to those for top surfaces. For single jersey fabrics, 24/1 144 and 175 gr/m², p<0.01, n=3-5), 30/1 129 and 163 gr/m² p < 0.05, n=4-5) the wetting time significantly increased proportional to the mass, as expected. Fabrics become denser as the mass increases and leads to increment of wetting time. For rib fabrics, wetting time was similar for all structures and masses, possibly due to the low mass interval.

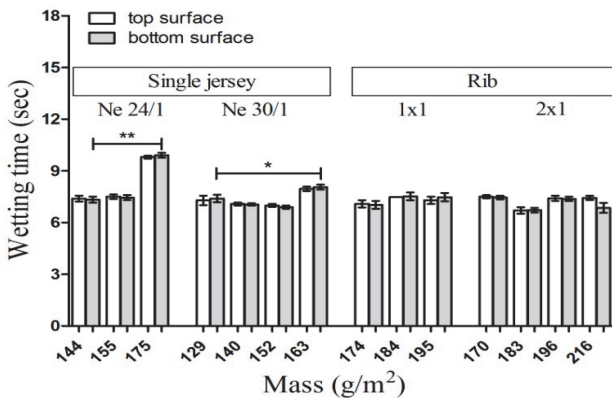


Figure 3. Wetting time of single jersey and rib fabrics (*p < 0.05, n=4-5, **p < 0.01, n=3-5).

As shown in **Figure 4**, the absorption rate of bottom surfaces was significantly (p<0.01, p < 0.05, n=3-5) higher than top surfaces for the single jersey, except 24/1 144 and 175 gr/m² and rib fabrics except 30/1 174 gr/m² inconsistent with a previous report (19). The absorption rate did not change according to yarn count and mass for all fabrics.

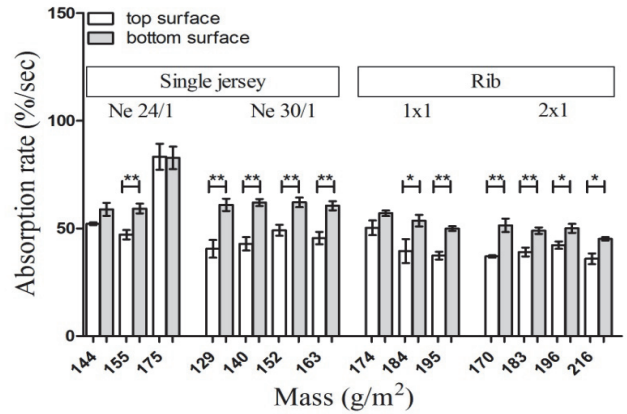


Figure 4. The absorption rate of single jersey and rib fabrics (*p < 0.05, **p < 0.01, n=3-5).

The wetting time of all fabrics' bottom surfaces was similar to those for top surfaces except 24/1 single jersey 175 gr/m² p < 0.05, n=4). The spreading speed of single fabrics increased with increasing yarn count consistent with a previous report (19). Furthermore, the spreading speed of single jersey fabrics 30/1 140 and 152 gr/m² significantly decreased unproportional to the mass (**Figure 5**).

The fabrics moisture management properties were also scaled on the basis of MMT manual (0-0.2: very poor, 0.2-0.4: poor, 0.4-0.6: good, 0.6-0.8: very good, >0.8: excellent). According to the OMMC values, all the fabrics used in our study had 'good' moisture management capability (**Table 3**).

Table 3. OMMC values of the fabrics.

| Structure | Yarn count (Ne) | Mass (g/m ²) | OMMC value | Moisture management category |
|---------------|--------------------|--------------------------|------------|------------------------------|
| Single jersey | 24/1 (24,6 tex) | 144 | 0.4183 | Good |
| | | 155 | 0.4587 | Good |
| | | 175 | 0.5436 | Good |
| | 30/1 (19.7 tex) | 129 | 0.4814 | Good |
| | | 140 | 0.4933 | Good |
| | | 163 | 0.4496 | Good |
| 1x1 Rib | 30/1 (19.7 tex) | 174 | 0.5584 | Good |
| | | 184 | 0.4815 | Good |
| | | 195 | 0.4244 | Good |
| 2x1 Rib | 30/1 (19.7 tex) | 170 | 0.4422 | Good |
| | | 183 | 0.4327 | Good |
| | | 196 | 0.4056 | Good |
| | | 216 | 0.3950 | Good |

4. CONCLUSION

In conclusion, our results showed that all commercial knitted fabrics' air permeability decreased unproportional to the mass in accordance with previous reports (18;22). Single jersey fabrics' air permeability at similar mass with different yarn count decreased with increasing yarn count as expected. Rib fabrics showed higher air permeability when compared to single jersey fabrics in contrast to previous reports (18;20). We suggest that this discrepancy may result from commercial dyeing and finishing process and also from machine gauge which may effect the air permeability values. In our study, the knitting process of the single jersey fabrics was performed on a 28 machine gauge and rib fabrics on 18 machine gauge in accordance with commercial knitting fabric production. If single jersey fabrics' knitting process is performed using same machine gauge for rib fabrics, single jersey fabric would have high porosity thus high air permeability values.

Based on our moisture management results, it can be concluded that 30/1 single jersey and rib fabrics' moisture management properties decreased as the fabrics' mass increased in accordance with a previous report (19). On the other hand, 24/1 single jersey fabrics' moisture management properties increased as the fabrics' mass increased probably due to their yarn properties. Further analysis of moisture management properties of single jersey fabrics with different yarn counts is needed to support our results. All fabrics used in our study were classified as "good" for moisture

management based on OMMC values. Comparison of air permeability and moisture management of raw and commercial (dyed and finished) single jersey and rib fabrics awaits further investigation.

Acknowledgments

Authors would like to thank Güngör Durur, Associate Professor, Pamukkale University, Faculty of Textile Engineering, Department of Textile Technology, Turkey, and Research Assistant PhD. Eren Oner, Dokuz Eylul University, Turkey for their support in performing experiments.

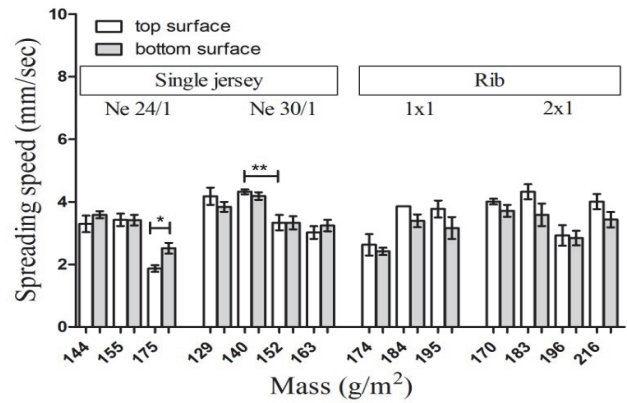


Figure 5. Spreading speed of single jersey and rib fabrics (*p < 0.05, **p < 0.01 n=4).

REFERENCES

- Oglakcioglu N., Marmarali A., 2007, "Thermal comfort properties of some knitted structures", *Fibres Text East Eur*, 15, 94-96.
- Institute T.S., 1999, "Kumaşlarda hava geçirgenliğinin tayini", *ICS 59.080.30.*, *TSE 1996*, TS 391,
- Turan R.B., Okur, A., 2005, "Air permeability of fabrics", *The Journal of Textile and Engineer*, 15, 16-25.
- Gulseven N., 2005, "Spor Giysilerin Konfor Özellikleri Üzerine Bir Arastırma", *Institute of Science, Ege University*,
- Guanxiong Q., Yuan, Z., Zhongwei, W., Jianli, L., and Jie, Z., 1991, "Comfort in Knitted Fabrics", *Textile Asia*, 22, 121-124.
- Kadioglu H., 2005, "Temel Tekstil Teknolojisi, Lifler, İplik Oluşumu", *Ege University, Lecture Note*,
- Wang Z.W., 2002, "Heat and Moisture Transfer and Clothing Thermal Comfort", *The Hong Kong Polytechnic University, Institute of Textiles and Clothing*,
- Haghi A.K., 2004, "Moisture permeation of clothing, a factor governing thermal equilibrium and comfort", *Journal of Thermal Analysis and Calorimetry*, 76 1035-1055.
- Das B., Das, A., Kothari, V.K., Fanguiero, R., Araújo, M., 2007, "Moisture Transmission Through Textiles Part I: Processes involved in moisture transmission and the factors at play", *AUTEX Research Journal*, 7, 100-110.
- Li Y., Zhu, Q., Yeung, K. W., 2002, "Influence of Thickness and Porosity on Coupled Heat and Liquid Moisture Transfer in Porous Textiles", *Textile Research Journal*, 72, 435-446.
- Sharabaty T., Biguenet, F., Dupuis, D., Viallier, P., 2008, "Investigation on moisture transport through polyester/cotton fabrics", *Indian Journal of Fibre & Textile Research* 33, 419-425.
- Namligoz E.S., Coban, S., Bahtiyari, M.I., 2010, "Comparison Of Moisture Transport Properties Of The Various Woven Fabrics", *Journal of Textile and Apparel*, 20, 93-100.
- Onofrei E., Rocha, A.M., Catarino, A., 2011, "The influence of knitted fabrics' structure on the thermal and moisture management properties", *Journal of Engineered Fibres and Fabrics*, 6, 10-22.
- Kissa E., 1996, "Wetting and Wicking", *Textile Research Journal*, 66, 660-668.
- Wiener J., Dejlová P., 2003, "Wicking and Wetting in Textiles", *AUTEX Research Journal* 3, 64-71.
- Ghali K., Jones, B., Tracy, J., 1994, "Experimental techniques for measuring parameters describing wetting and wicking in fabrics", *Textile Research Journal*, 64, 106-111.
- Anand S.C., 2000, "Handbook of Technical Textiles", *Woodhead Publishing*,
- Mavruz S., Ogulata R.T., 2009 "Investigation and Statistical Prediction of Air Permeability of Cotton Knitted Fabrics", *Journal of Textile and Apparel*, 1, 29-38.
- Özdil N., Süpüren, G., Özçelik, G., Pruchova J., 2009, "A Study on the Moisture Transport Properties of the Cotton Knitted Fabrics in Single Jersey Structure", *Journal of Textile and Apparel*, 3 218-223.
- Akkis B., 2009, "Type of knitted fabrics produced by using different yarn numbers effect on fabric properties", *Institute of Naturel and Applied Science, The University of Cukurova*,
- Hu J., Li, Y., Yeung, K.W., Wong, A.S.W., Xu, W, 2005, "Moisture Management Tester: A Method to Characterize Fabric Liquid Moisture Management Properties", *Textile Research Journal* 75, 57-62
- Selli F., 2013. "Ticari Süprem ve Ribana Örne Kumaşlarda Hava Geçirgenliği ve Nem Yönetiminin Araştırılması", Yüksek Lisans Tezi, Pamukkale Üniversitesi Fen Bilimleri Enstitüsü.